

**GRANDesign**

ENGINEER DESIGN BUILD

# Pool & Deck



## Pool & Deck area

Grandesign specializes in design, engineer and building your one-of-a-kind bespoke pool and deck area.

Have a day at the pool turn into a night under the stars or a simple breakfast on the terrace followed by a splash in the pool, all within 15 seconds.

The concrete pool is made with such precision where all radiuses at the top and bottom are identical.

With a comfortable table-height seating area built-in, the deck, is made of luxurious Massaranduba wood and complimented by stainless steel screws.

Making the most out of your home's outdoor leisure space.



**Closed**

← The pool deck can withstand up to 4.5 tons of weight

→ The pool revealed when **Open**



0 sec.



15 seconds.



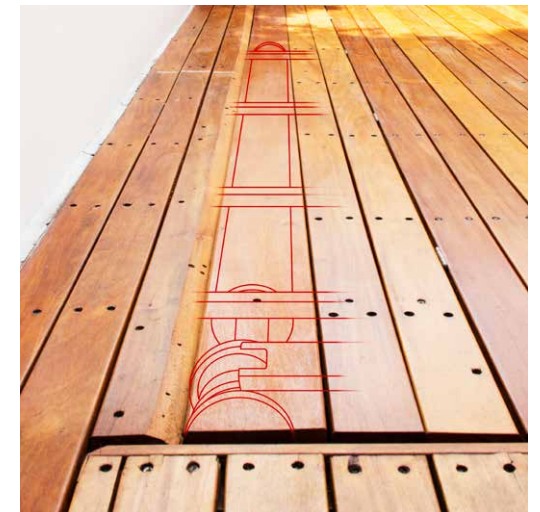
### Safety Limit Switch

A manual Safety Limit Switch (SLS) is seamlessly integrated into the design and construction of the pool deck. When manually switched on, power is directed to both the deck motor and pool draining system.




### Push Button Station

The station is activated by key. Situated at a safe distance away from the area. It has a built-in kill switch with an integrated key override.




### Opens Seamlessly

The seamless hinge lines integrated into the architectural space of the home are virtually invisible. Cognisant of space, the deck glides in a uniform transition between levels and the ground.



## Heavy duty steel

Anti-rust and corrosion laser-cut heavy duty steel sections can withstand a load up to 4.5 tons. A slip-joint allows for seamless opening.














# Breaking ground



March - April 2017



**GRANDesign**

ENGINEER DESIGN BUILD

DIRECTOR: Bradley Grantham

C

[bradley@grandesign.co.za](mailto:bradley@grandesign.co.za)

E

082 298 7570

M

[www.grandesign.co.za](http://www.grandesign.co.za)

W